


**P23-D DESCRIPTION**



Catalog #	Type
Project	
Comments	
Prepared by	Date

Prime family puts DESIGN back into your projects • Prime 23-D is an innovative, small scale modular lighting system • Designed around energy efficient T5 and T5HO lamps for maximum performance • Unique connectors, ORBIT and CYLINDER, allow for a multitude of design options • ORBIT™ allows straight, 90°, "T" and "X" designs • CYLINDER™ is designed for linear applications giving you the additional ability to adjust the pitch of the fixture by 15° increments • Prime 23-D is designed as a Universal mounting fixture, direct or indirect, to allow changes and reconfiguration in the field that are common in today's projects

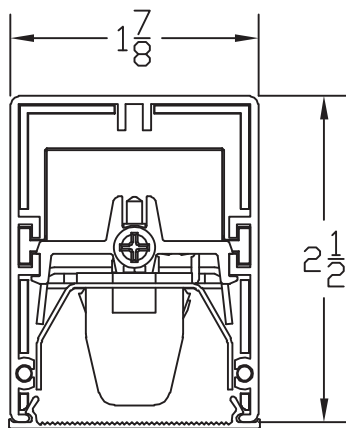
**P23-D SPECIFICATIONS**

- CONSTRUCTION** 6063-T5 extruded aluminum housing. Connectors are die-cast aluminum.
- MOUNT** Fully adjustable stainless steel aircraft cable kits.
- OPTICS** High performance white hybrid powder coat applied to an optically optimized reflector system. Extruded aluminum .075 thick snap in high reflectance white louver with integral clear lens tethered to housing. Additional lenses available.
- ELECTRICAL** Pre-wired with factory installed branch circuit wiring and over-molded quick connects. SJT white power cord capable of carrying two independent circuits. UL listed class "P" thermally protected universal voltage electronic ballast with less than 10% THD.

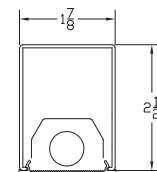
- FINISH** Standard housing finished in ICON White polyester powder coat applied over a 5-stage corrosion inhibiting pre-treatment. Alternate finishes and transparent color over bonded chrome finish available. Consult factory.
- APPLICATIONS** Open and Private Office, Conference, Lobby, Reception, Corridor, Educational Facility, Library, Museum, Retail, Supermarket, Food Service.
- FAMILY OPTIONS**
- PENDANT** Direct, Indirect, Direct/Indirect, Track, Pass-Through, and Asymmetrical. **Housing Size-** 2'x 3', 2'x 6", 4'x 4" Ceiling, Track, and Asymmetrical.
- RECESSED** **Housing Size-** 2'x 3", 4'x 4"
- WALL MOUNT** Direct, Indirect, Direct/Indirect, Track, Pass-Through, and Asymmetrical. **Housing Size-** 2'x 3', 2'x 6", 4'x 4"

PRIME PRIME 23 DIRECT

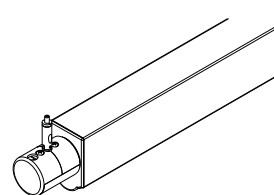
**P23-D LAMP CONFIGURATIONS**



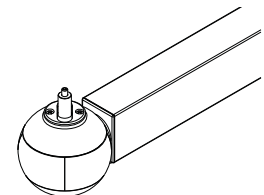
CROSS SECTION



1 T5/ IT5HO



CYLINDER CONNECTOR



ORBIT CONNECTOR

**P23-D PHOTO DISTRIBUTION**

**Candela Tabulation**

P23-D-I-T5HO-RWB

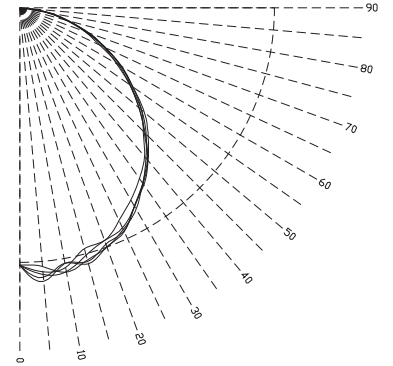
VERTICAL ANGLE	CANDLEPOWER DISTRIBUTION				
	HORIZONTAL ANGLE		HORIZONTAL ANGLE		
	0	22.5	45	67.5	90
0	0.0	22.5	45.0	67.5	90.0
5	1091.3	1091.3	1091.3	1091.3	1091.3
10	1123.2	1135.2	1164.7	1100.4	1148.0
15	1118.4	1136.8	1101.3	1138.6	1099.8
20	1057.8	1086.7	1113.5	1108.2	1124.2
25	1051.0	1051.4	1067.6	1082.0	1079.9
30	997.0	1030.8	1045.1	1038.2	1049.4
35	942.6	974.9	974.3	988.7	973.2
40	886.4	912.7	918.6	911.6	910.6
45	825.3	849.2	846.8	844.1	835.7
50	744.1	773.4	750.1	757.0	760.7
55	677.6	693.7	665.5	664.3	676.8
60	590.1	591.9	573.3	575.1	579.9
65	507.8	500.5	489.0	480.9	504.4
70	410.2	407.0	381.9	399.9	408.8
75	323.3	306.3	304.6	315.1	318.8
80	222.9	214.7	227.8	229.6	222.7
85	140.6	139.6	148.6	152.3	155.4
90	56.0	73.4	81.0	74.2	74.5
	15.8	30.0	30.6	25.5	17.1

IES SPACING CRITERIA: END = 1.28 DIAGONAL = 1.40 CROSS = 1.32  
LUMINAIRE EFFICIENCY = 65.9%

Total Luminaire Efficiency: 65.9%

**Zonal Lumens**

Zone	Lumens	%Lamp	%Ftct
0-30	892.1	17.8	27.1
0-40	1462.05	29.2	44.4
0-60	2569.88	51.4	78
0-90	3293.5	65.9	100
90-120	0	0	0
90-130	0	0	0
90-150	0	0	0
90-180	0	0	0
0-180	3293.5	65.9	100

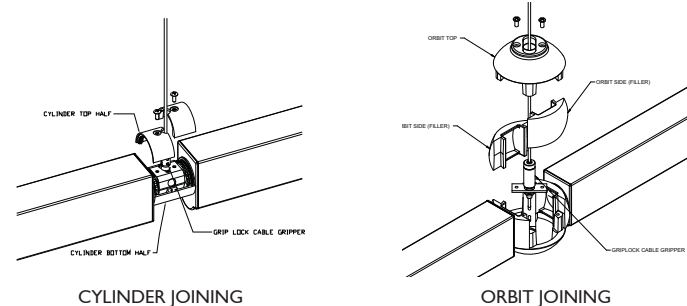
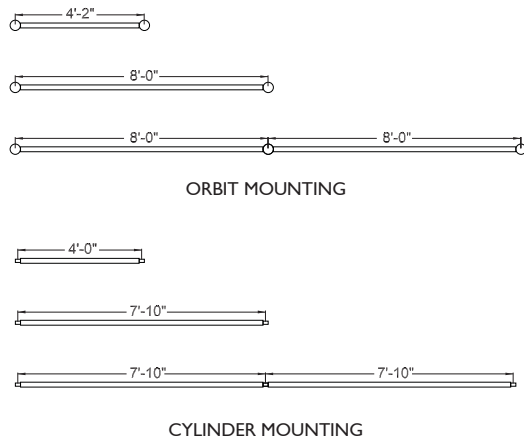


**Coefficients of Utilization- Zonal Cavity Method**

Effective Floor Cavity Reflectance 0.20

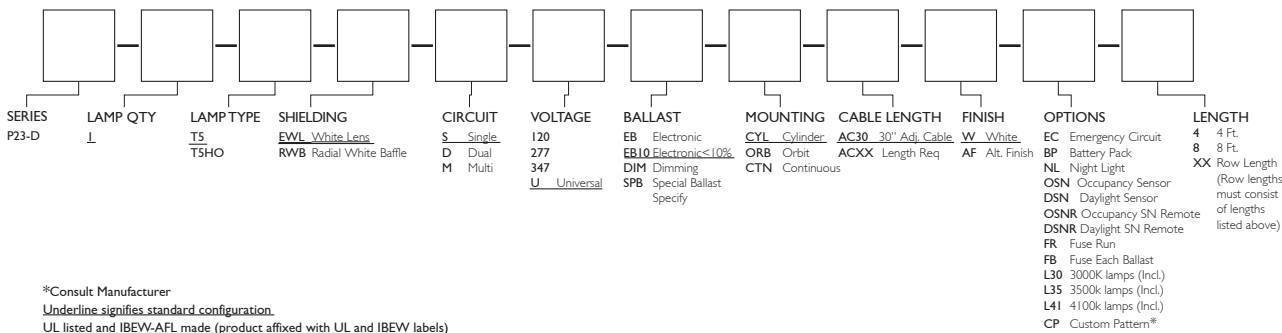
RC RVV	80				70				50				30				10				0				
	70	50	30	10	70	50	30	10	50	30	10	50	30	10	50	30	10	50	30	10	50	30	10	50	30
0	78	78	78	78	77	77	77	77	73	73	73	70	70	70	67	67	67	66	66	66	66	66	66	66	66
1	71	68	65	63	70	67	64	62	64	62	60	61	59	58	59	57	56	55	55	55	55	55	55	55	55
2	65	59	55	51	63	58	54	50	56	52	49	54	51	48	51	49	47	45	45	45	45	45	45	45	45
3	59	52	47	42	57	51	46	42	49	45	41	47	43	40	45	42	40	38	38	38	38	38	38	38	38
4	54	46	40	36	53	45	40	35	44	39	35	42	38	34	41	37	34	33	33	33	33	33	33	33	33
5	50	41	35	31	48	40	35	31	39	34	30	38	33	30	36	33	30	28	28	28	28	28	28	28	28
6	46	37	31	27	45	36	31	27	35	30	26	34	30	26	33	29	26	25	25	25	25	25	25	25	25
7	43	34	28	24	41	33	27	24	32	27	23	31	27	23	30	26	23	22	22	22	22	22	22	22	22
8	40	31	25	21	39	30	25	21	29	24	21	28	24	21	28	24	21	19	19	19	19	19	19	19	19
9	37	28	23	19	36	28	22	19	27	22	19	26	22	19	26	22	19	17	17	17	17	17	17	17	17
10	35	26	21	17	34	26	21	17	25	20	17	24	20	17	24	20	17	16	16	16	16	16	16	16	16

**P23-D MOUNTING**



**P23-D ORDERING KEY**

EXAMPLE P23-D-I-T5-EWL-S-U-EB10-CYL-AC30-W-4



\*Consult Manufacturer  
 Underline signifies standard configuration.  
 UL listed and IBEW-AFL made (product affixed with UL and IBEW labels)  
 ICON International reserves the right to change specifications for product improvements without notification